

JETSTREAM CROSSBAR WITH BASELINE MOUNT

PEUGEOT 308 5 DOOR HATCH 2014 - 2021 (NAKED ROOF)

MEASUREMENTS



M1

Front Crossbar

Inner edge of driver's side leg to inner edge of passenger's side leg



M2

Front Crossbar

Corner of painted or glass roof to leading edge of front pad or foot



M3

Rear Crossbar

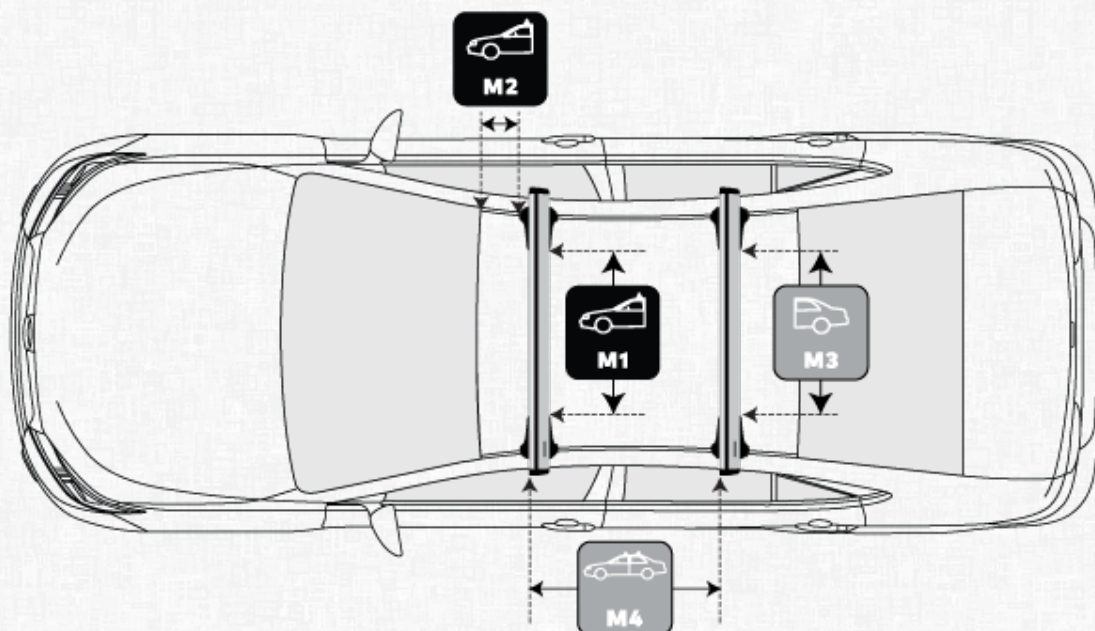
Inner edge of driver's side leg to inner edge of passenger's side leg



M4

Crossbar Spread

Rear edge of front crossbar to rear edge of rear crossbar.



PITCH SETTINGS



P1

Pitch 1


Adjustment on the front legs to help keep the crossbars level



P2

Pitch 2

Adjustment on the rear legs to help keep the crossbars level



TOE SETTINGS



T1

Front Toe Setting

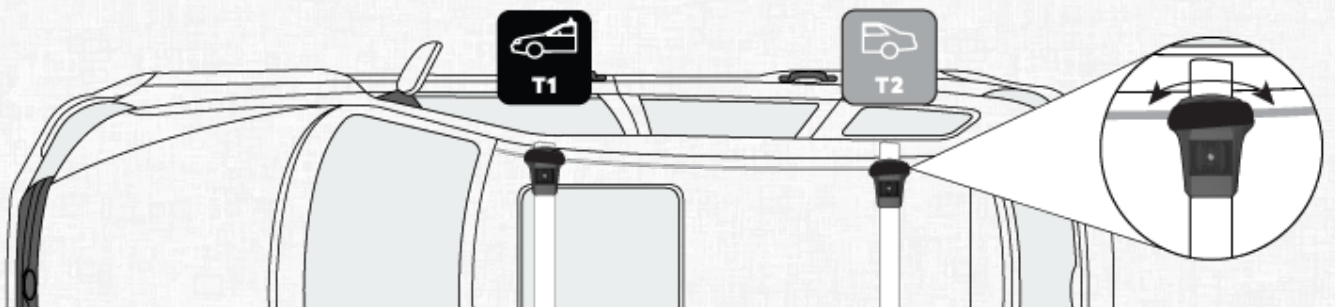
Adjustment on the front legs to keep legs and crossbars perpendicular to the vehicle



T2

Rear Toe Setting

Adjustment on the rear legs to keep legs and crossbars perpendicular to the vehicle



BASE CLIP DETAILS



Front Product

Name of BaseClip product required for front bar



Rear Product

Name of BaseClip product required for rear bar



Front Pad



Rear Pad



Number on the pads
required for the front bar



Number on the pads
required for the rear bar



Front Clip Number

Number on the clips
required for the front bar



Rear Clip Number

Number on the clips
required for the rear bar

UK--