





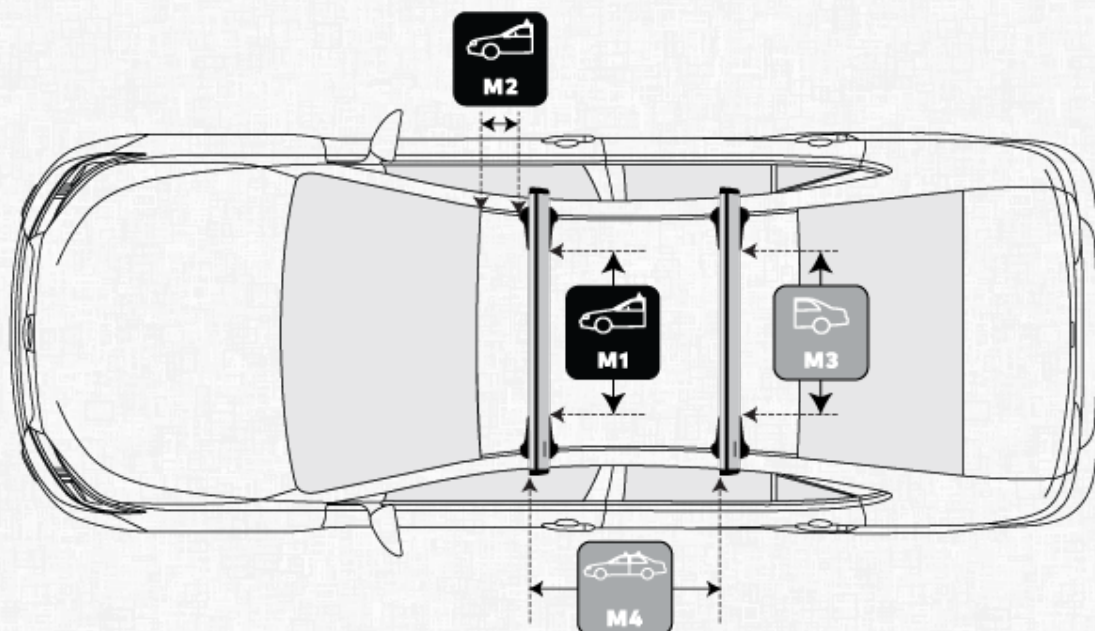
# JETSTREAM

## CROSSBAR WITH SKYLINE MOUNT

### MAZDA CX-3 5 DOOR SUV 2015 - (NAKED ROOF)


#### MEASUREMENTS

 <b>M1</b>	<b>Front Crossbar</b> Inner edge of driver's side leg to inner edge of passenger's side leg	<b>870 mm</b>	 <b>M3</b>	<b>Rear Crossbar</b> Inner edge of driver's side leg to inner edge of passenger's side leg	<b>816 mm</b>
 <b>M2</b>	<b>Front Crossbar</b> Corner of painted or glass roof to leading edge of front pad or foot	<b>N/A</b>	 <b>M4</b>	<b>Crossbar Spread</b> Rear edge of front crossbar to rear edge of rear crossbar.	<b>679 mm</b>









#### PITCH SETTINGS

 <b>P1</b>	<b>Pitch 1</b> Adjustment on the front legs to help keep the crossbars level	<b>A</b>	 <b>P2</b>	<b>Pitch 2</b> Adjustment on the rear legs to help keep the crossbars level	<b>C</b>
---	---	----------	---	--	----------



## LANDING PAD DETAILS (LP22)

	<b>Pad Type</b> Part number to indicate which pad shape to use	<b>5023013</b>	 <b>Front Bolts</b> Which bolts from the pack are required to secure the front bar	<b>M6x28 mm</b>
	<b>Pad Orientation</b> Indicates which way to place the pads on the vehicle	<b>Arrow OUT &lt;  &gt;</b>	 <b>Mid Bolts (3 Bar Fits only)</b> Which bolts from the pack are required to secure middle bar in 3 bar fits	<b>N/A</b>
	<b>Washer</b> Washers to be used on each bolt to secure the bar/s	<b>M6</b>	 <b>Rear Bolts</b> Which bolts from the pack are required to secure the rear bar	<b>M6x28 mm</b>