





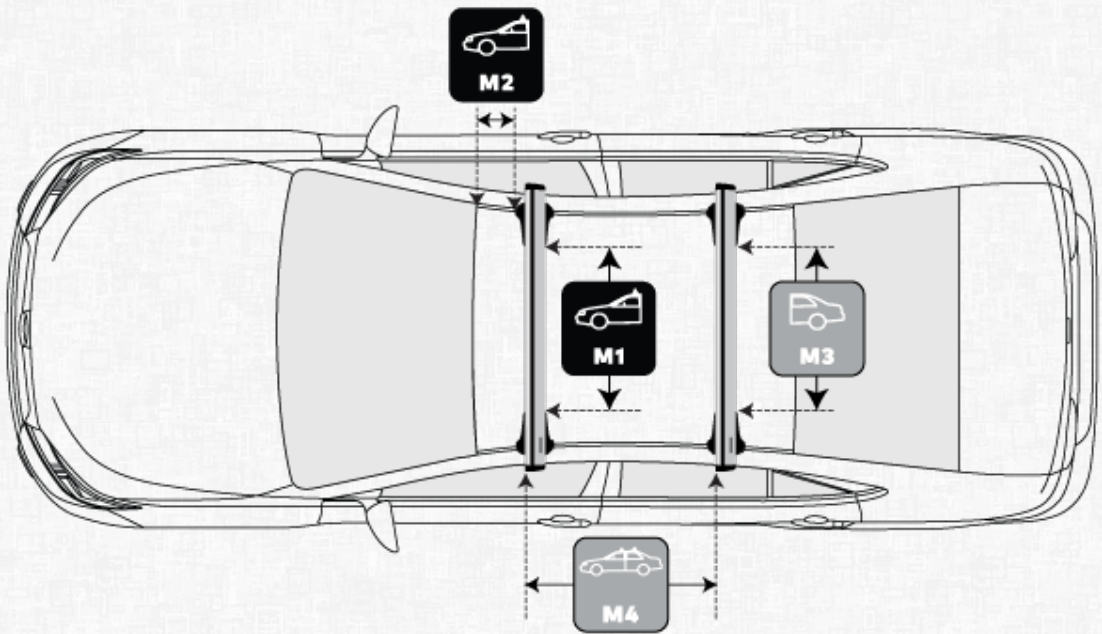
JETSTREAM

CROSSBAR WITH SKYLINE MOUNT

MAZDA CX-60 5 DOOR SUV 2022 - (NAKED ROOF)


MEASUREMENTS

 M1	Front Crossbar Inner edge of driver's side leg to inner edge of passenger's side leg	1012 mm	 M3	Rear Crossbar Inner edge of driver's side leg to inner edge of passenger's side leg	955 mm
 M2	Front Crossbar Corner of painted or glass roof to leading edge of front pad or foot	N/A	 M4	Crossbar Spread Rear edge of front crossbar to rear edge of rear crossbar.	700 mm









PITCH SETTINGS

 P1	Pitch 1 Adjustment on the front legs to help keep the crossbars level	A	 P2	Pitch 2 Adjustment on the rear legs to help keep the crossbars level	B
---	---	----------	---	--	----------



LANDING PAD DETAILS (LP22)

	Pad Type Part number to indicate which pad shape to use	5023013	 Front Bolts Which bolts from the pack are required to secure the front bar	M6x40 mm
	Pad Orientation Indicates which way to place the pads on the vehicle	Arrow Out	 Mid Bolts (3 Bar Fits only) Which bolts from the pack are required to secure middle bar in 3 bar fits	N/A
	Washer Washers to be used on each bolt to secure the bar/s	M6	 Rear Bolts Which bolts from the pack are required to secure the rear bar	M6x40 mm