



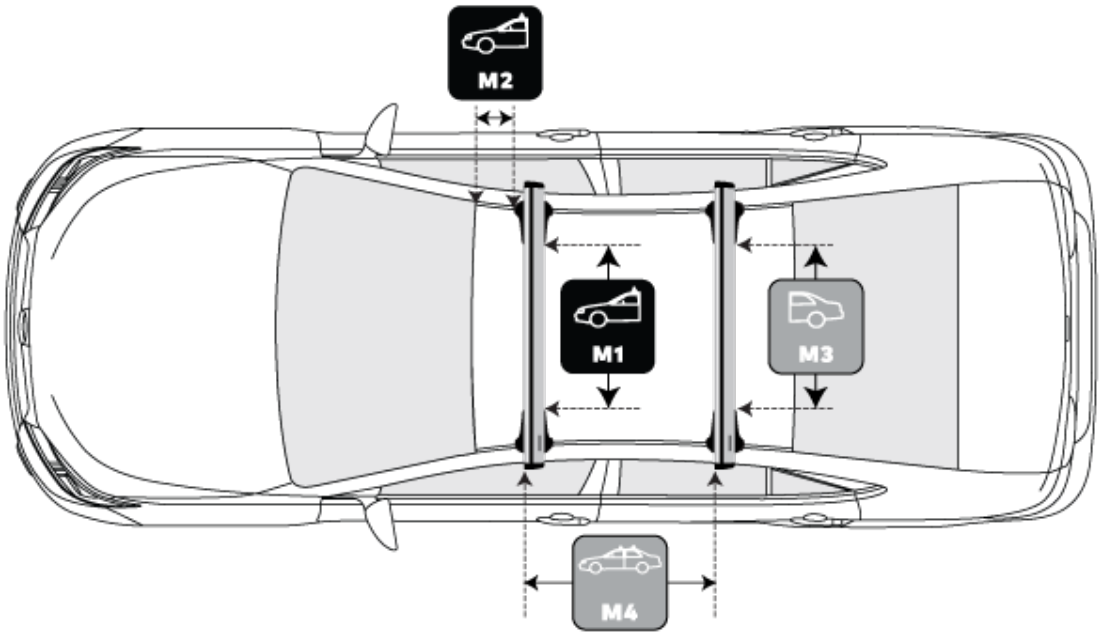


JETSTREAM CROSSBAR WITH SIGHTLINE MOUNT

BMW X1 F48 5 DOOR SUV 2016 - 2021 (FLUSH RAILS)

MEASUREMENTS

 M1	Front Crossbar Inner edge of driver's side leg to inner edge of passenger's side leg	975 mm	 M3	Rear Crossbar Inner edge of driver's side leg to inner edge of passenger's side leg	900 mm
 M2	Front Crossbar Corner of painted or glass roof to leading edge of front pad or foot	305 mm	 M4	Crossbar Spread Rear edge of front crossbar to rear edge of rear crossbar.	812 mm



PITCH SETTINGS



Pitch 1

Adjustment on the front legs to help keep the crossbars level

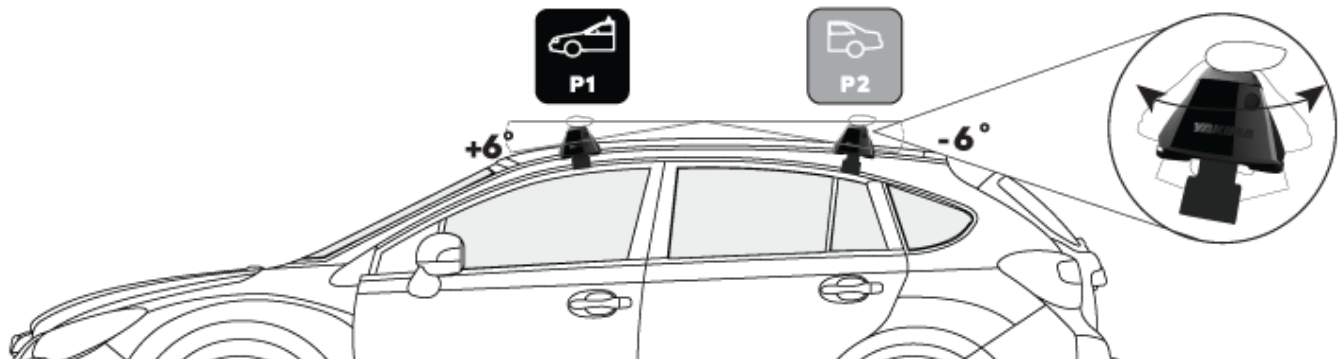
A



Pitch 2

Adjustment on the rear legs to help keep the crossbars level

B



(SC20) SIGHT CLIP DETAILS



Front Inner Clip

Number imprinted on inner clip to be used on front bar

R5



Rear Inner Clip

Number imprinted on inner clip to be used on rear bar

R5



Front Outer Clip

Number imprinted on outer clip to be used on front bar

R14



Rear Outer Clip

Number imprinted on outer clip to be used on rear bar

R14

UK-151080-277808