



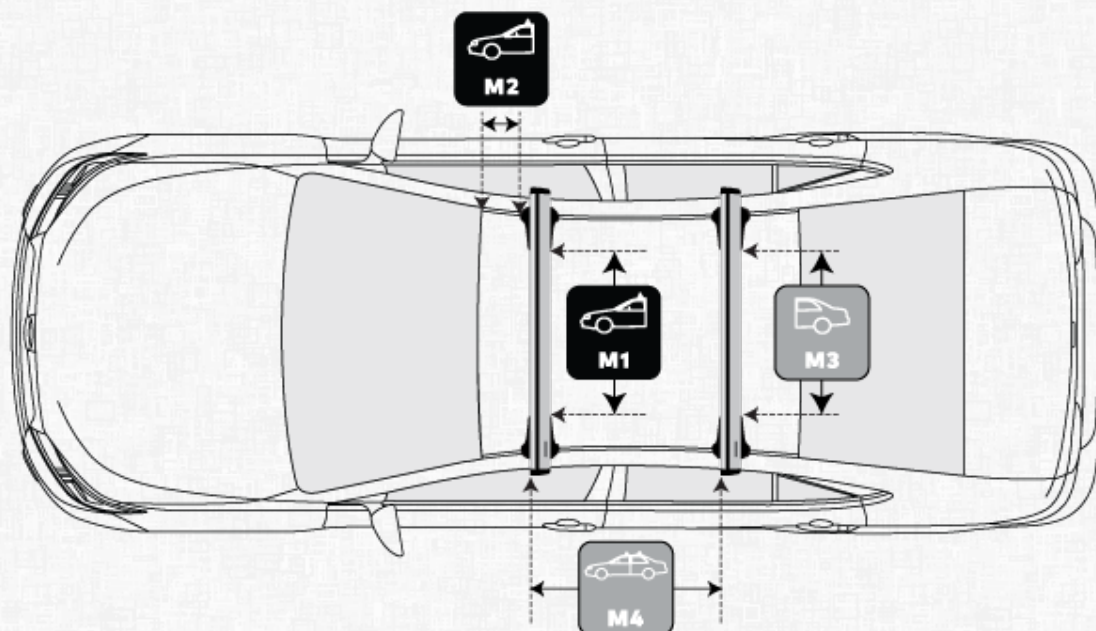


JETSTREAM CROSSBAR WITH SIGHTLINE MOUNT

PEUGEOT 5008 5 DOOR SUV 2017 - (FLUSH RAILS)

MEASUREMENTS

| | | | | | |
|---|--|---------------|---|---|---------------|
|  M1 | Front Crossbar Inner edge of driver's side leg to inner edge of passenger's side leg | 922 mm |  M3 | Rear Crossbar Inner edge of driver's side leg to inner edge of passenger's side leg | 877 mm |
|  M2 | Front Crossbar Corner of painted or glass roof to leading edge of front pad or foot | 310 mm |  M4 | Crossbar Spread Rear edge of front crossbar to rear edge of rear crossbar. | 810 mm |



PITCH SETTINGS



P1

Pitch 1

Adjustment on the front legs to help keep the crossbars level

A




P2

Pitch 2

Adjustment on the rear legs to help keep the crossbars level

B



(SC71) SIGHT CLIP DETAILS



Front Inner Clip

Number imprinted on inner clip to be used on front bar

R48



Rear Inner Clip

Number imprinted on inner clip to be used on rear bar

R48



Front Outer Clip

Number imprinted on outer clip to be used on front bar

R64



Rear Outer Clip

Number imprinted on outer clip to be used on rear bar

R64

UK-145663-277937